



Community Health Review

Golf Manor

Community Health Reviews provide a better idea of the public health issues that impact each community.



**HAMILTON COUNTY
PUBLIC HEALTH**

250 William Howard Taft Road, 2nd Floor
Cincinnati, OH 45219 • 513.946.7800
hamiltoncountyhealth.org

Published: 2010

Births

Monitoring birth data is a valuable tool for measuring the health status of a community. Birth information is used to identify the occurrence of critical birth outcomes and associated risk factors. Occurrences of these risks in your community are outlined in **Table 1** and include low-weight births, preterm births, infant deaths, late prenatal care and teen births. Listed below are selected 2008 birth statistics for your community.

Number of Births:	64
Birth Rate:	16 per 1,000 residents
Number of Girls:	34
Number of Boys:	30

Table 1. Critical Birth Outcomes and Associated Risk Factors in Golf Manor, Hamilton County, Ohio, and the United States – 2008

	†Golf Manor	Hamilton County*	Ohio*	US**
Number of Births	64	11,789	148,592	4,317,119
Critical Birth Outcomes				
Low birth weight (<2,500 grams)	10.9%	10.2%	8.6%	8.2%
Pre-term births (<37 weeks)	21.9%	13.7%	12.3%	12.7%
Risk Factors				
Medical risk factors during pregnancy	37.5%	32.7%	26.9%	-
Mother's age (<20 yrs)—teen births	17.2%	11.7%	11.0%	10.5%
Mother's age (>34 yrs)	18.8%	12.5%	11.7%	14.2%

Injury

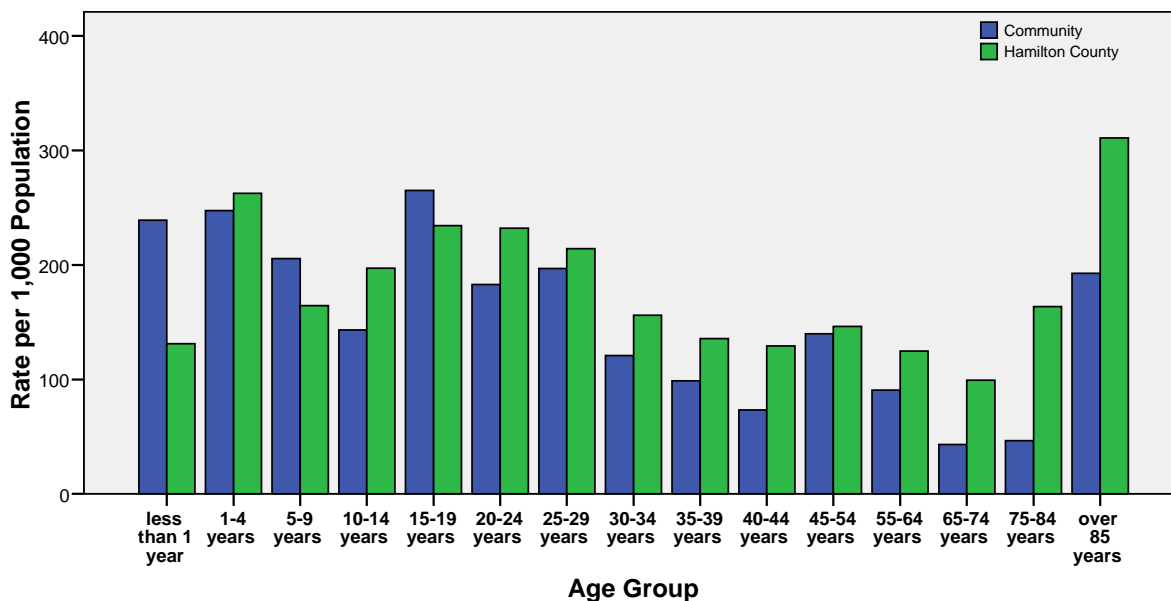
Injury, a largely preventable and predictable health outcome, is a pressing public health issue in Hamilton County. Injury remains a leading cause of death in Hamilton County, and non-fatal injuries contribute to an even larger community burden in terms of populations affected and healthcare costs. By examining injury trends, Hamilton County Public Health can identify emerging problems and help support community initiatives to prevent injury. Injuries are described by mechanism, or what caused the injury such as a fall or motor vehicle accident. The prevalence and mechanisms of injury rates can vary by community and populations within the community. There were 558 injuries that resulted in emergency department visits, hospitalizations, or deaths (Non-fatal injuries: 553; Fatal injuries: 5). Age-specific injury rates and the most frequent mechanisms of injury in your community are provided (**Figure 1, Table 2**).

Table 2. Top Three Mechanisms of Injury in Golf Manor, 2007-2008

		Count	Percent
Mechanism of Injury	Fall	136	24.4%
	*Struck by, against	103	18.5%
	Motor Vehicle - occupant	80	14.3%

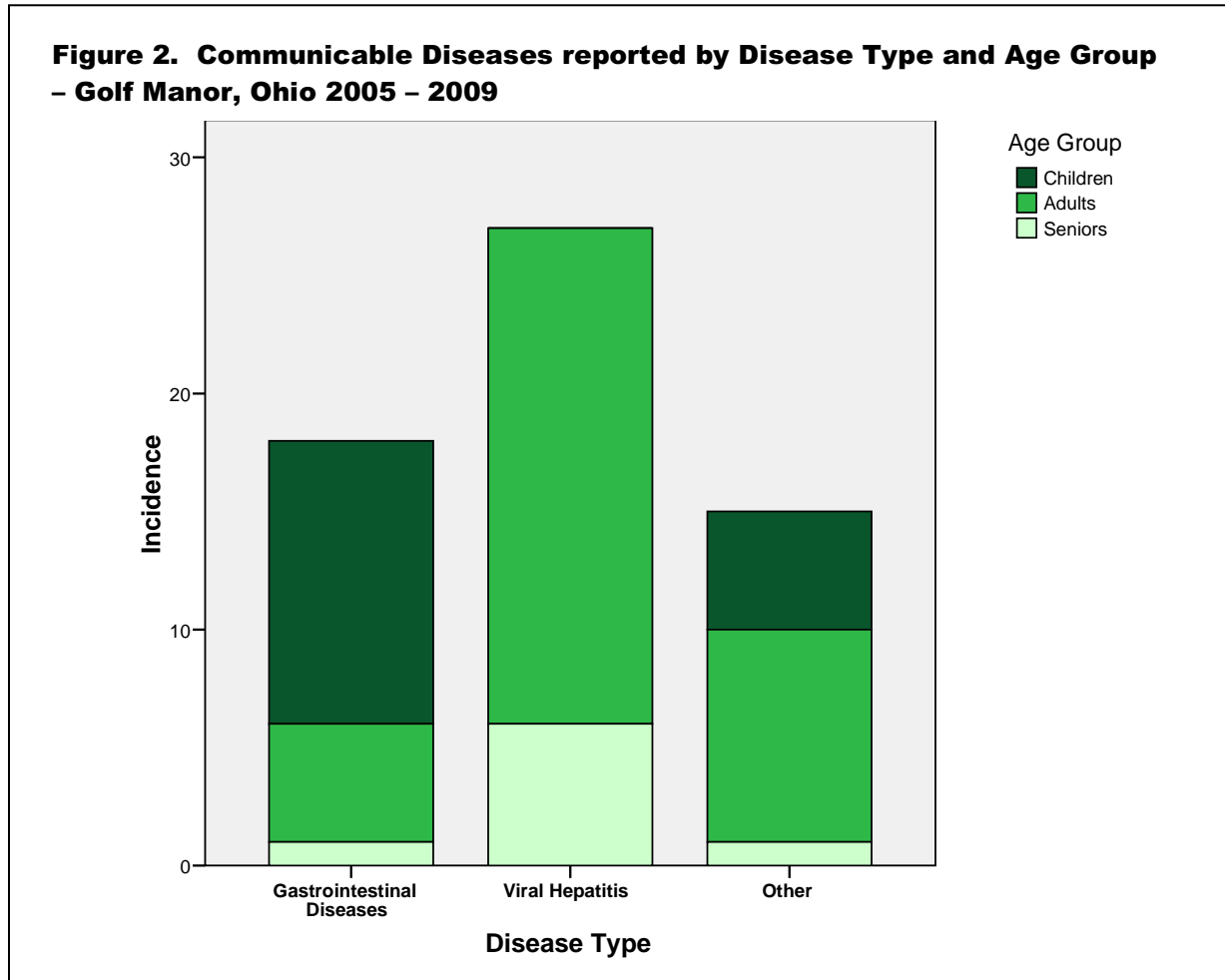
*Includes injuries incurred during sports, fights, brawls or rapes.

Figure 1. Injury in Golf Manor, Ohio – 2007 - 2008



Communicable Disease

Communicable diseases are caused by several types of infectious agents that can be spread to humans and, therefore, present a large public health threat. These germs often cause serious illnesses and some have the potential to compromise our food/water supplies, resulting in outbreaks. Traditionally, these diseases are transmitted by person-to-person contact, contaminated food or water, and/or contact with insects and animals that harbor disease. Hamilton County Public Health tracks these diseases daily in order to investigate sources of infection, detect trends, educate the public, and implement control measures and policies to prevent spread. Below is an overview of the communicable diseases that affected your community during the five year period between 2005-2009 (**Figure 2**).



Communicable Disease Types

Disease Type is comprised of diseases that normally fall into one of the following four categories:

- Gastrointestinal Diseases: Relating to the stomach and intestines
- Viral Hepatitis: Any of various forms of hepatitis caused by a virus including hepatitis A, B and C.
- Animal/Vector-borne Diseases: From an organism such as a mosquito, tick or animal that carries disease-causing agents
- All Other Diseases

Disease type was omitted for categories with no reports.

The following age groups are reported:

- Children (<18 years)
- Adults (19-65 years)
- Seniors (>65 years)

Age groups were omitted in groups with no reports.

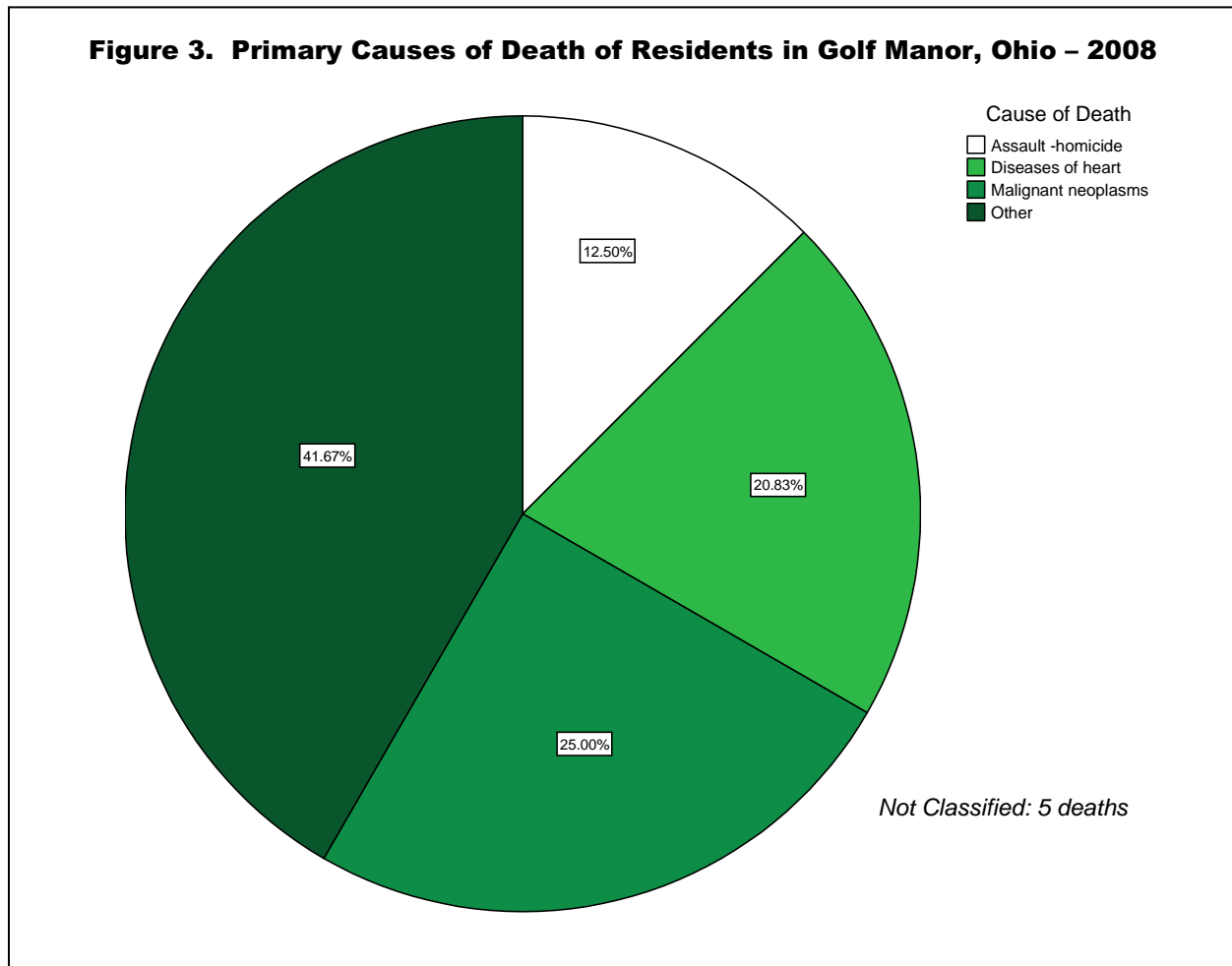
Mortality

The health issues facing a community are often reflected in local mortality rates and primary causes of death. The overall mortality rate for your community is shown in **Table 3** below; rates for Hamilton County, Ohio and the United States are provided for comparison. Years of Potential Life Lost (YPLL), a measure of premature and possibly preventable death, is also included in **Table 3**. The YPLL is calculated by adding all years of life lost under the age of 75 in your community.

Table 3. Death Statistics in Golf Manor, Hamilton County, Ohio and the United States – 2008

	†Golf Manor	Hamilton County*	Ohio*	US***
Number of Deaths	29	7,798	109,750	2,426,264
†Death rate (per 1,000 residents)	7	9.2	9.6	8.1
Age-Adjusted Death Rate	7	8.0	8.4	7.8
Years of Potential Life Lost	382	-	-	-
Infant Deaths	1	131	1,144	-

Figure 3. Primary Causes of Death of Residents in Golf Manor, Ohio – 2008



*Ohio Department of Health Information Warehouse

**2007 National Vital Statistics System, DHS, CDC, NCHS- data are preliminary

***2006 National Vital Statistics System, DHS, CDC, NCHS

† Rates derived from less than 20 events are considered unreliable for statistical comparison.

For more information about data in this Community Health Review, please call 513.946.7924