

# Community Health Review

# *Silverton*

---

Community Health Reviews provide a better idea of the public health issues that impact each community.



250 William Howard Taft Road, 2nd Floor  
Cincinnati, OH 45219 • 513.946.7800  
[hamiltoncountyhealth.org](http://hamiltoncountyhealth.org)

Published: 2010

## Births

Monitoring birth data is a valuable tool for measuring the health status of a community. Birth information is used to identify the occurrence of critical birth outcomes and associated risk factors. Occurrences of these risks in your community are outlined in **Table 1** and include low-weight births, preterm births, infant deaths, late prenatal care and teen births. Listed below are selected 2008 birth statistics for your community.

Number of Births:	71
Birth Rate:	14 per 1,000 residents
Number of Girls:	31
Number of Boys:	40

**Table 1. Critical Birth Outcomes and Associated Risk Factors in Silverton, Hamilton County, Ohio, and the United States – 2008**

	†Silverton	Hamilton County*	Ohio*	US**
Number of Births	71	11,789	148,592	4,317,119
<b>Critical Birth Outcomes</b>				
Low birth weight (<2500 grams)	12.7%	10.2%	8.6%	8.2%
Pre-term births (<37 weeks)	19.7%	13.7%	12.3%	12.7%
<b>Risk Factors</b>				
Medical risk factors during pregnancy	40.8%	32.7%	26.9%	-
Mother's age (<20 yrs)—teen births	11.3%	11.7%	11.0%	10.5%
Mother's age (>34 yrs)	11.3%	12.5%	11.7%	14.2%

## Injury

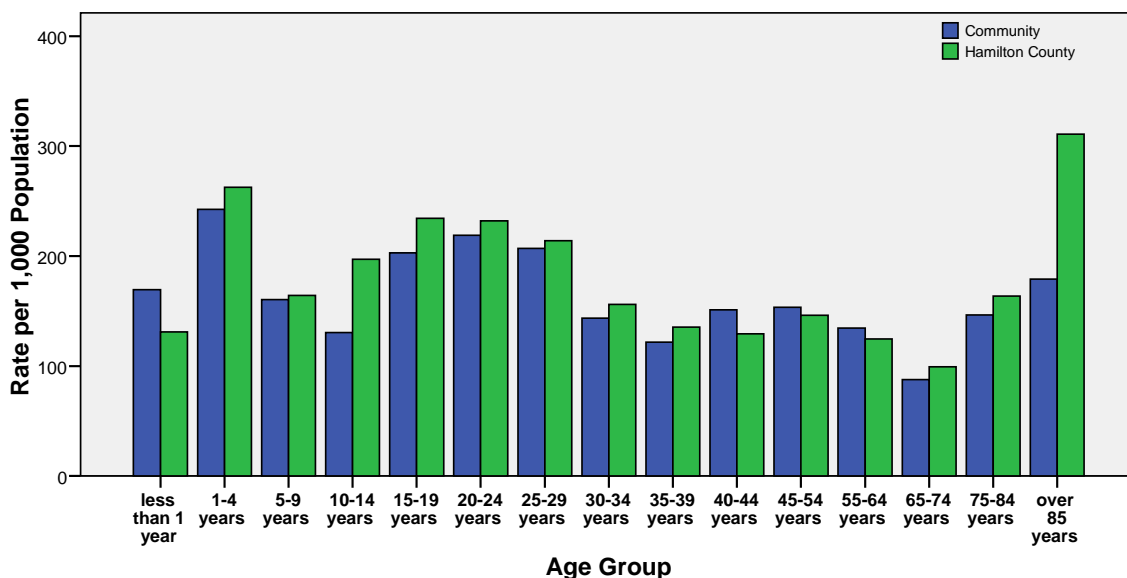
Injury, a largely preventable and predictable health outcome, is a pressing public health issue in Hamilton County. Injury remains a leading cause of death in Hamilton County and non-fatal injuries contribute to an even larger community burden in terms of populations affected and healthcare costs. By examining injury trends, Hamilton County Public Health can identify emerging problems and help support community initiatives to prevent injury. Injuries are described by mechanism, or what caused the injury such as a fall or motor vehicle accident. The prevalence and mechanisms of injury rates can vary by community and populations within the community. There were 809 injuries that resulted in emergency department visits, hospitalizations, or deaths (Non-fatal injuries: 806; Fatal injuries: 3). Age-specific injury rates and the most frequent mechanisms of injury in your community are provided (**Figure 1, Table 2**).

**Table 2. Top Three Mechanisms of Injury in Silverton Ohio, 2007-2008**

		Count	Percent
Mechanism of Injury	Fall	243	30.0%
	*Struck by, against	126	15.6%
	Motor Vehicle - occupant	112	13.8%

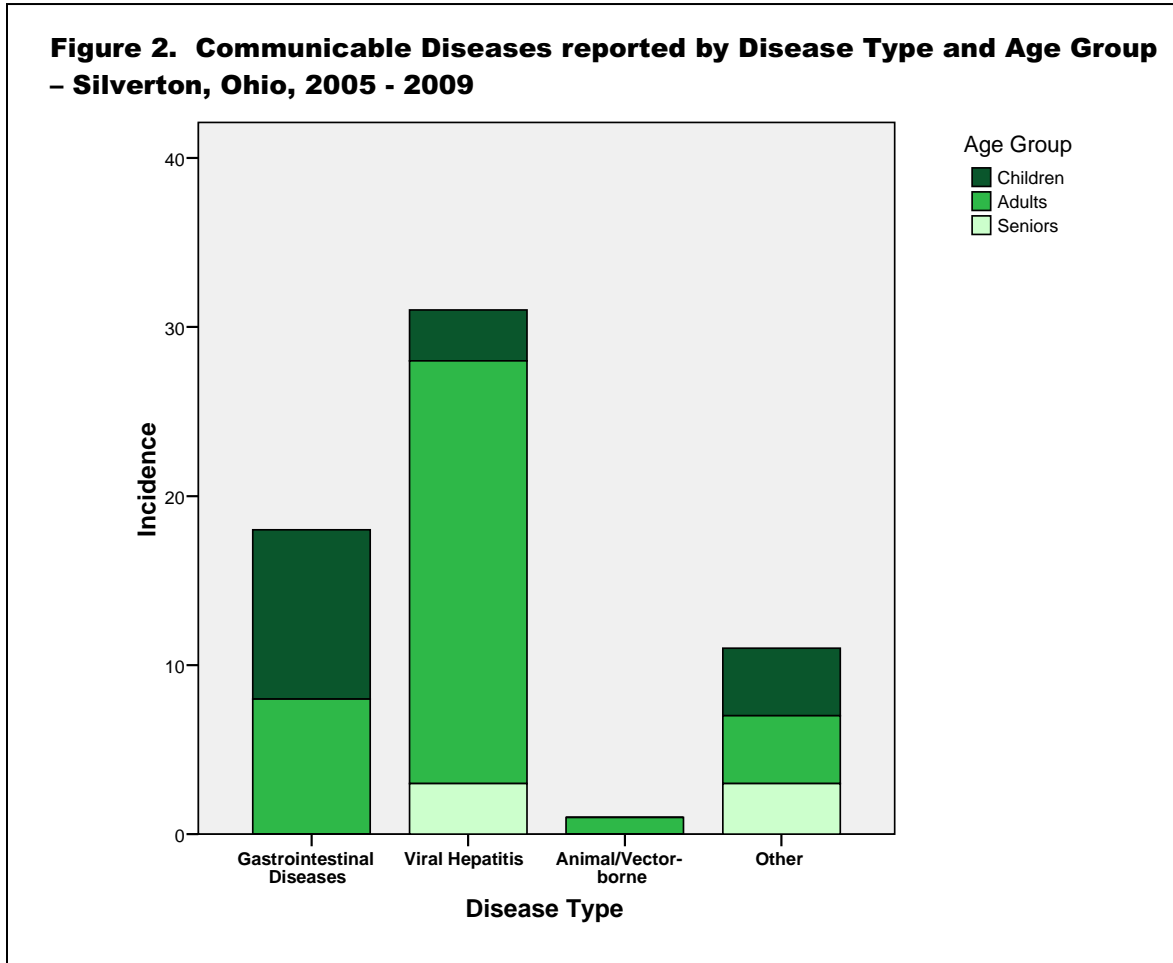
\*Includes injuries incurred during sports, fights, brawls or rapes.

**Figure 1. Injury in Silverton, Ohio – 2007-2008**



## Communicable Disease

Communicable diseases are caused by several types of infectious agents that can be spread to humans and, therefore, present a large public health threat. These germs often cause serious illnesses and some have the potential to compromise our food/water supplies, resulting in outbreaks. Traditionally, these diseases are transmitted by person-to-person contact, contaminated food or water, and/or contact with insects and animals that harbor disease. Hamilton County Public Health tracks these diseases daily in order to investigate sources of infection, detect trends, educate the public, and implement control measures and policies to prevent spread. Below is an overview of the communicable diseases that affected your community during the five year period between 2005-2009 (**Figure 2**).



### Communicable Disease Types

Disease Type is comprised of diseases that normally fall into one of the following four categories:

- Gastrointestinal Diseases: Relating to the stomach and intestines
- Viral Hepatitis: Any of various forms of hepatitis caused by a virus including hepatitis A, B and C.
- Animal/Vector-borne Diseases: From an organism such as a mosquito, tick or animal that carries disease-causing agents
- All Other Diseases

***Disease type was omitted for categories with no reports.***

The following age groups are reported:

- Children (<18 years)
- Adults (19-65 years)
- Seniors (>65 years)

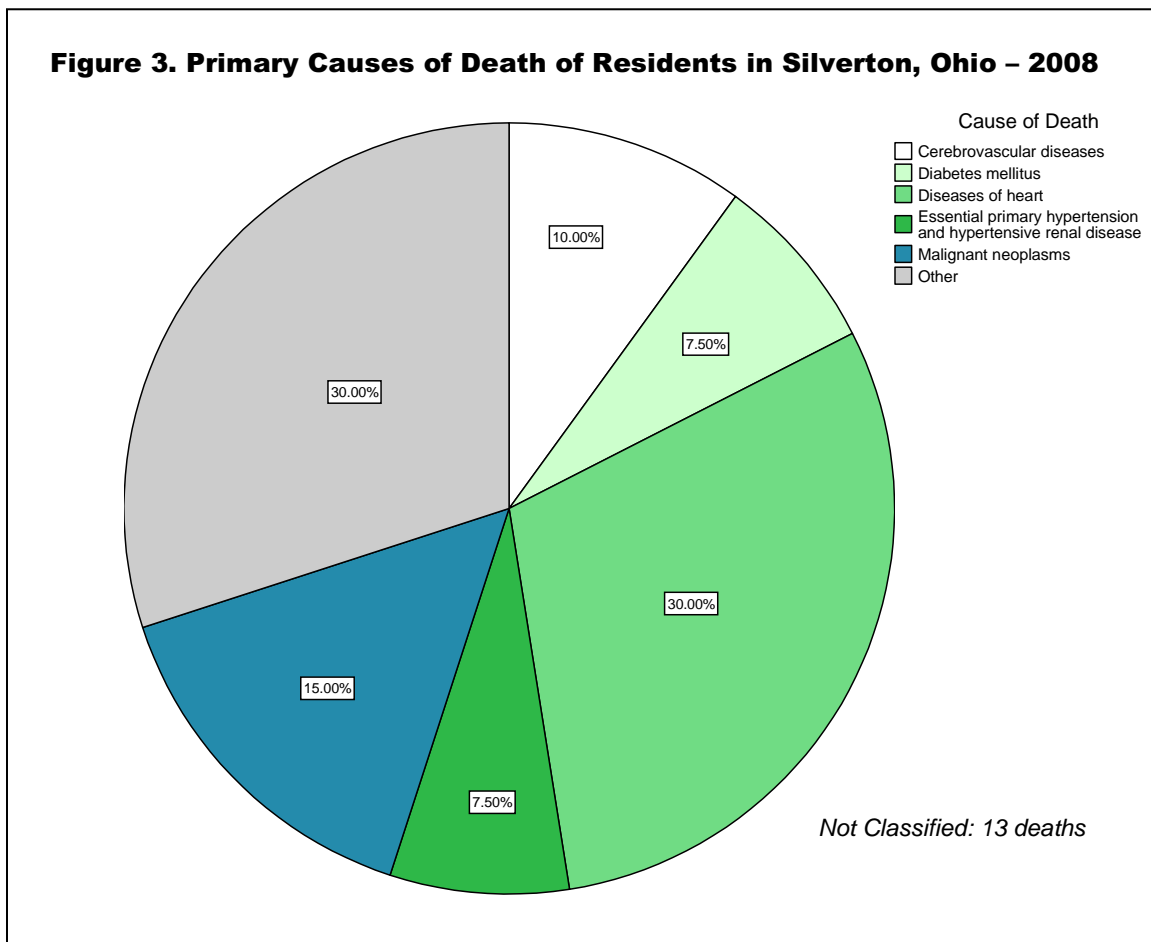
***Age groups were omitted in groups with no reports.***

## Mortality

The health issues facing a community are often reflected in local mortality rates and primary causes of death. The overall mortality rate for your community is shown in **Table 3** below; rates for Hamilton County, Ohio and the United States are provided for comparison. Years of Potential Life Lost (YPLL), a measure of premature and possibly preventable death, is also included in **Table 3**. The YPLL is calculated by adding all years of life lost under the age of 75 in your community.

**Table 3. Death Statistics in Silverton, Hamilton County, Ohio and the United States – 2008**

	† Silverton	Hamilton County*	Ohio*	US***
Number of Deaths	53	7,798	109,750	2,426,264
†Death rate (per 1000 residents)	10	9.2	9.6	8.1
Age-Adjusted Death Rate	8	8.0	8.4	7.8
Years of Potential Life Lost	400	-	-	-
Infant Deaths	1	131	1,144	-



\*Ohio Department of Health Information Warehouse

\*\*2007 National Vital Statistics System, DHS, CDC, NCHS- data are preliminary

\*\*\*2006 National Vital Statistics System, DHS, CDC, NCHS

† Rates derived from less than 20 events are considered unreliable for statistical comparison.

For more information about data in this Community Health Review, please call 513.946.7924