

No Plate Left Behind

How to save food and help the community


FOOD DONATION GUIDELINES

For Licensed Food Facilities



HAMILTON COUNTY
PUBLIC HEALTH

PREVENT. PROMOTE. PROTECT.



HOW TO SAVE FOOD AND HELP THE COMMUNITY

In the United States, as much as 40% of food produced for people to eat is wasted along the food chain. Grocery stores, restaurants, and institutions are responsible for about 40% of this waste. Donating surplus food helps local agencies serve those in need, including children and seniors. Donating food also helps the environment. Wasted food is the most prevalent material in landfills by far, representing about 20% of the trash by weight. When food is wasted, the water, energy, fertilizer, and cropland that went into producing the food is also wasted.

LIABILITY PROTECTION

When you donate food, you are protected by the [Bill Emerson Good Samaritan Food Act](#), which was passed into federal law in 1996. Organizations that donate food in good faith to a nonprofit for distribution to people in need are not subject to civil or criminal liability that arises from the condition of the food.

TAX SAVINGS

According to the Federal Tax Code, eligible businesses can deduct the lesser of either (a) twice the cost of acquiring the donated food or (b) the cost of acquiring the donated food, plus 1/2 of the food's expected profit margin, if it were sold at fair market value. Contact your tax professional to determine its application to your business.



1 IN 6
RESIDENTS IN
OUR REGION EXPERIENCE
FOOD INSECURITY*

1 IN 5
CHILDREN EXPERIENCE
FOOD INSECURITY
OR HUNGER**



ONLY 10% OF SURPLUS FOOD IS BEING
RECOVERED IN THE FOOD SERVICE AND
RESTAURANT SECTOR LEAVING ABOUT

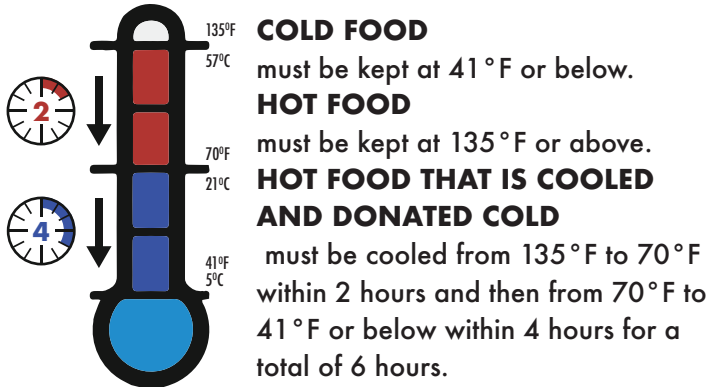
1.5 BILLION
MEALS UNEATEN PER YEAR***

Feeding America, map.feedingamerica.org/county/2017/overall/ohio/county/hamilton*
Feeding America, map.feedingamerica.org/county/2017/child/ohio**
ReFED, restaurant.hospitality.com***

KEEP FOOD SAFE

In order to ensure donated food is kept safe, donating facilities shall adhere to all applicable sections of the [Ohio Uniform Food Safety Code](#) and your local health department. Donated prepared foods and potentially hazardous foods must meet the temperature requirements as outlined below.

PROPER COOLING



If food is unable to be delivered at the proper temperature, is adulterated, or compromised at any time, it must be composted or discarded.

EXAMPLES OF POTENTIALLY HAZARDOUS FOODS



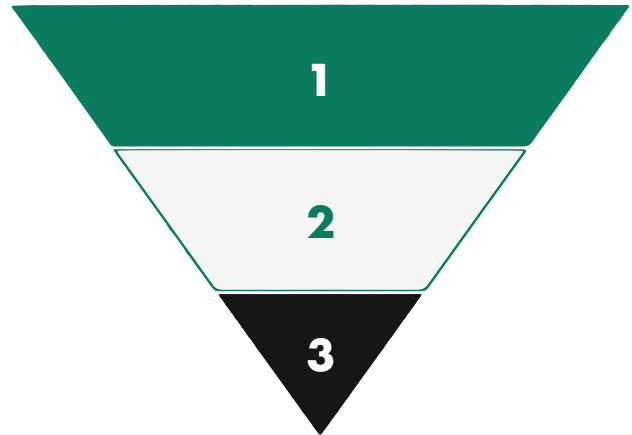
IDENTIFY FOOD YOU CAN DONATE

Licensed food establishments can donate food that has not been served including any raw, cooked, processed, or prepared edible food, ice, beverage, or ingredient used or intended for use, in whole or in part for human consumption, with the condition that the items be wholesome - this includes packaged and prepared foods.

FOOD THAT CAN BE DONATED

- HOT FOOD** that was not served to a guest and kept at temperature and/or cooled properly (entrees, soups, etc.)
- COLD FOOD** that was not served to a guest and kept at temperature (sandwiches, yogurt parfaits, salads, etc.)
- PRODUCE** (strawberries, lettuce, onions, tomatoes, herbs, etc.)
- BEVERAGES** (juice, bottled water, lemonade, tea, etc.)
- PACKAGED ITEMS** (dry pasta, canned vegetables, pudding, etc.)
- DAIRY PRODUCTS** (sour cream, milk, yogurt, cheese, etc.)
- RAW MEAT** (beef, chicken, pork, etc.)

FOOD RECOVERY HIERARCHY



- 1 PREVENT**
Reduce the amount of food that goes unsold.
- 2 RECOVER**
Donating surplus food to feed the hungry.
- 3 RECYCLE**
Diverting food waste from landfills through use as animal feed, composting, or anaerobic digestion.

Adapted from the EPA Food Recovery Hierarchy

FIND A LOCAL ORGANIZATION

Contact a hunger relief organization and schedule a pickup for your surplus food.

- 1. LASOUE**
info@lasoupecincinnati.com
- 2. FREESTORE FOODBANK**
foodrescue@freestorefoodbank.com
- 3. FOOD DONATION CONNECTION**
foodtodonate.com

FOOD THAT CAN'T BE DONATED

- Previously served food** such as from a buffet or that has been served to a guest and returned to the business
- Distressed foods** that have been in a flood, fire, smoke, etc.
- Food in** sharply dented or rusty cans
- Food in opened or torn containers** exposing the food to potential contamination